



For use on a **swab-able luer access valve** as a disinfecting cleaner prior to line access and to act as a physical barrier to contamination between line accesses.

SwabCap™

Use aseptically.

Follow Excelsior Medical's instructions for use.

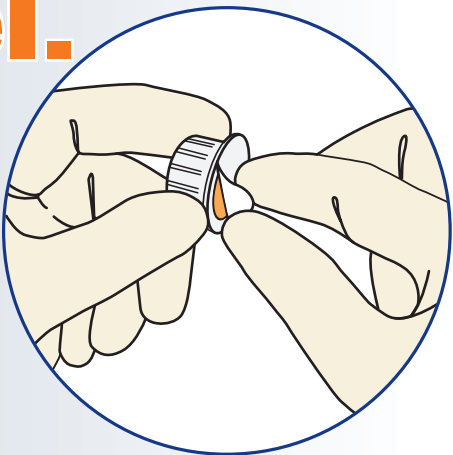
FOR SINGLE USE ONLY



LUER ACCESS VALVE
DISINFECTION CAP
Contains 70% IPA
SINGLE USE ONLY

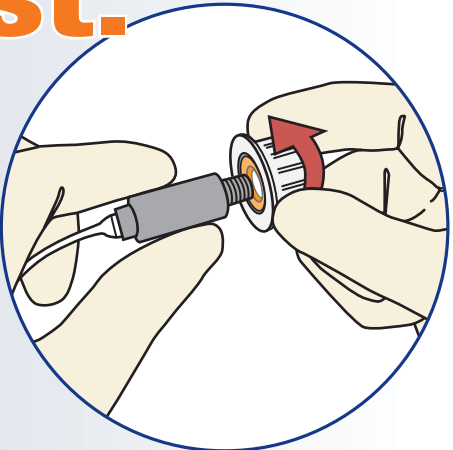
Latex Free
DEHP Free
Preservative Free

Peel.



Remove protective cover by pulling tab.
Do not remove SwabCap™ from white plastic holder.

Twist.



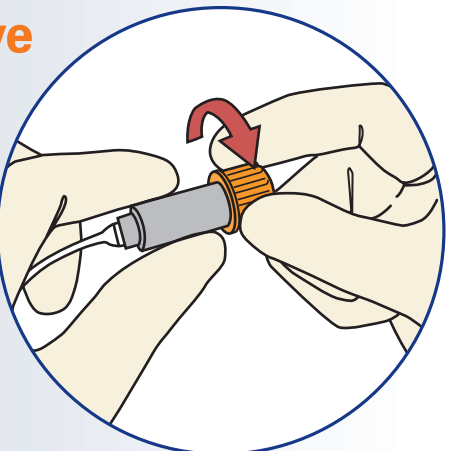
Hold luer access valve in one hand while pushing and twisting the **SwabCap™** in a clockwise direction onto the luer access valve.

Protect.



After **SwabCap™** has been twisted into place, gently pull white plastic holder off luer access valve.

To Remove for access to valve



Two-handed removal must be used to make sure luer access valve is not removed unintentionally.
Grasp luer access valve and twist **SwabCap™** counter clockwise away from valve. Remove and discard. **Inspect luer access valve to verify that it's connected securely to the catheter.**

Valve is ready for access.

No further swabbing is necessary after removal.